



**PIAGGIO
AEROSPACE**



evo
aero ambulance

↑
5'9"

← 6'1"

↓



↑
1.75 m

1.85 m →

evo
aero ambulance



THE BEST CHOICE FOR YOUR PATIENTS AND YOU

The Avanti EVO Air Ambulance's unrivalled operational capabilities and efficiency make it the ideal aircraft for medical transport and emergency medical evacuation operations. The cabin of the Avanti EVO Air Ambulance, the largest in this market segment, provides a huge space for boarding patients and taking care of them in a serene environment. The extraordinary pressurisation system is able to keep sea level pressure up to a flight level of 24,000 feet. This enables flight above weather, away from turbulence and, coupled with the smoothness of the aircraft overall, this peculiarity makes Avanti EVO the natural choice for air ambulance operators and their missions.



EASY PATIENT LOADING

The Avanti EVO Air Ambulance features a safe and easy patient loading system. The low ground clearance of the cabin door and unique loading ramp system reduce the workload of care assistants during the stretcher loading sequence and cause minimal patient stress. This matchless loading system allows the seamless boarding of patients without any need to lift or tilt the stretcher, because it is at the same height inside the aircraft as it is outside it.




BETTER PRESSURIZATION

Cabin pressure is so important for passenger comfort and becomes critical for aero medical evacuation patients, needing special care regarding oxygen saturation. Thanks to the 9 psi differential on the aircraft pressurisation system, the Avanti EVO Air Ambulance can maintain sea level pressure up to 24,000 feet and even at its operating ceiling of 41,000 ft the cabin pressure is kept at a maximum of 6,600 feet. This optimal pressurization means greater comfort for the patients and medical crew.



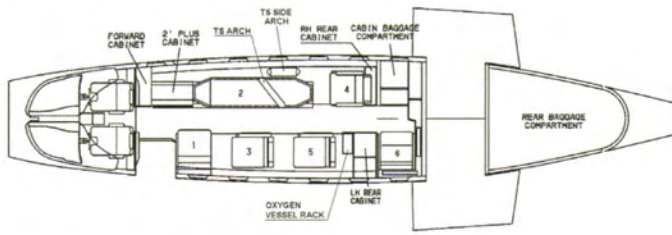
MAXIMUM ALTITUDE AT SEA LEVEL CABIN PRESSURE (FT)



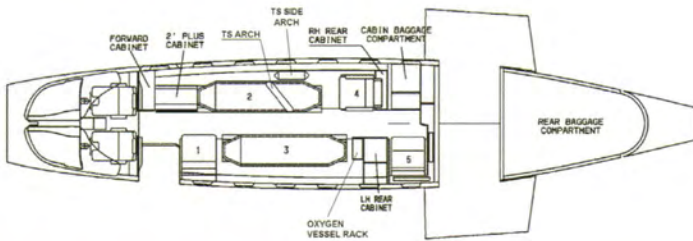
PEERLESS PERFORMANCE

Thanks to its peculiar aerodynamic design, the Avanti EVO Air Ambulance provides jet-like speed but at highly efficient turboprop fuel flow levels, offering greater efficiency to the operator. With a maximum speed of 402 KTAS (745 km/h) and a maximum ceiling of 41,000 ft (12,500 m) the Avanti EVO Air Ambulance has performance that ensures the quickest of flights for operators, patients and crew alike and allows the emergency medical service provider a shorter turnaround time due to its efficient single point refueling capability.

SINGLE STRETCHER



DOUBLE STRETCHER



MORE SPACE TO WORK

With an unrivalled spacious passenger cabin, the Avanti EVO Air Ambulance delivers a huge amount of ergonomically designed working space for doctors and medical care crew.

The well-lit working environment can host several cabinets, dedicated storage for medical instruments and mounts for specific medical hardware (i.e. defibrillator/pacemaker, syringe infusion pumps, ventilator, etc.).

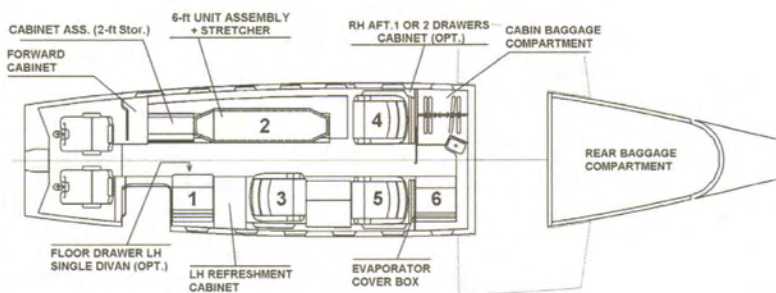
The cabin can also be equipped with a Lifeport PLUS patient handling system, a state-of-the-art stretcher system with built in oxygen, suction, air compressor and inverter.

The single stretcher layout can accommodate up to one patient plus 4+1 medical crew/family members, while the two stretcher configuration can host two patients plus 2+1 medical crew/family member.

A private lavatory, including a toilet seat (certified for flight) and an optional water sink, enhance the cabin comfort and functionality during patient transportation. In addition to all of these features the extra width of the cabin (1.85 m) allows an oasis of space for patient and care assistant comfort.



STRETCHER KIT



GREAT FLEXIBILITY

The Avanti EVO Air Ambulance can be equipped with either a dedicated aero medical interior or, with a quick change, MEDEVAC layout for maximum flexibility.

Without structural or interior modifications, in less than two hours a passenger transport (shuttle or VIP) layout can be reconfigured to a single or dual Lifeport stretcher layout for medical evacuation missions.

SUPERIOR COMFORT AND QUIETNESS

The Avanti EVO Air Ambulance cruises at a maximum altitude of 41,000 ft, above weather and turbulence while providing the maximum comfort of patients and passengers. Thanks to its unique aerodynamic design and an optimised propellers design, the Avanti EVO Air Ambulance cabin noise, at only 67 dbA, is significantly lower than that of any other turboprop aircraft and jet in this class. This extremely quiet environment not only ensures patient comfort but also allows easy communication within the cabin. Conversation between the cockpit and cabin, without headsets, and communications between the onboard medical personnel and patients are safe, clear and effortless.



PIAGGIO AEROSPACE AVANTI EVO SPECIFICATIONS

EXTERNAL DIMENSIONS

Span	14.345 m	47.06 ft
Length	14.408 m	47.27 ft
Height	3.980 m	13.06 ft

CABIN DIMENSIONS

Height	1.75 m	5.9 ft
Width	1.85 m	6.1 ft
Length	4.55 m	14.11 ft
Max Seating Capacity	8+2 crew	
Typical Executive Payload	6+1 crew	

BAGGAGE COMPARTMENT

Volume	1.25 m ³	44.15 ft ³
Length	1.70 m	67 ft
Maximum Weight	159 Kg	350 lb

PRESSURIZATION

Differential	0.62 bar	9.0 psi
Sea Level cabin up to	7,315 m	24,000 ft

WEIGHTS

Max Take-off Weight	5,489 Kg	12,100 lb
Max Landing Weight	5,216 Kg	11,500 lb
Max Zero Fuel Weight	4,445 Kg	9,800 lb
Standard Empty	3,561 Kg	7,850 lb
Max Fuel Capacity (Standard Config.)	1,271 Kg	2,802 lb
Fuel with Max Net Payload (Standard Config.)	1,066 Kg	2,350 lb
Max Net Payload (Standard Config.)	794 Kg	1,750 lb
Net Payload with Max Fuel (Standard Config.)	589 Kg	1,298 lb
Ma Fuel Capacity (Increased Range Config.)	1,451 Kg	3,200 lb

POWERPLANT

2 x Pratt & Whitney Canada PT6A-66B Engines
850shp/634kW each (ISA, sea level), flat-rated from 1,630hp
2 x Hartzell five-scimitar blades low noise Propellers

PERFORMANCE

Maximum Speed (at 31,000ft ISA)	745 km/h	402 KTAS
MMO	0.70 Mach	
Max Range (NBAA IFR, Standard Conf.)	2,815 Km	1,520 NM
Max Range (NBAA IFR, Increased Range Conf.)	3,278 Km	1,770 NM
Service Ceiling	12,500 m	41,000 ft
Rate of Climb (MTOW, 12,100lb)	844 mpm	2,770 fpm
Take-Off Distance (SL, ISA, to clear 50ft)	972 m	3,190 ft
Landing Distance (SL, ISA, 50ft, MLW, no reverse)	1,000 m	3,282 ft



Piaggio Aerospace
Viale Generale Disegna, 1
17038 Villanova d'Albenga (Savona, Italy)
Ph. 0039 0182 267911
marketing@piaggioaerospace.it
www.piaggioaerospace.it

Piaggio America
1515 Perimeter Rd.
West Palm Beach, FL 33406

